





# SCRIGNO



**Security level:**

**Class S2 according to EN 14450**

Suitable for the storage of:

-  gun
-  ammunition
-  office documents, office equipment
-  valuables

**Body:** double-walled body

**Door:** multi-walled door construction

**Locking:** 4-way locking bolt system - incl. overlapping profile on the hinge side

**Standard option**

**Lock:** high security key lock I class VdS with two keys (65 mm)

**Boltwork handle:** handle, protruding 35 mm

**Hinges:** internal

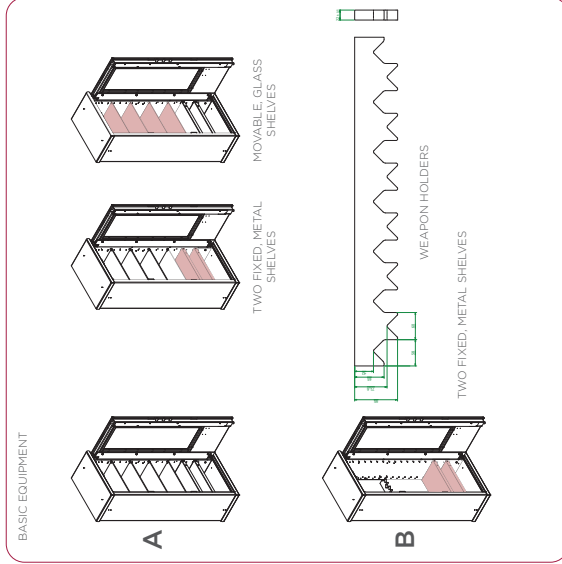
**Door opening angle:** 90°

**Mounting holes:** 1 holes in the floor and 2 on the backwall



# SCRIGNO

Article	Basic equipment			Outer dimensions (mm)			Inner dimensions (mm)			Door light (mm)			Dimensions of the display window (mm)			Weight (kg)	Anchoring number	Number of shelves fixed / movable	Weapon holders - amount and color	Body colors	Inner carpet color	Lock	Handle Type and color
	A	B	E	Height	Width	Depth	Height	Width	Depth	Height	Width	Height	Width	Height	Width								
M1735034B	B	B	B	1700	525	351	1647	445	260	1597	375	1182	260	145	1/2	2	-	7	RAL 9011	Red	Key	Key	
M1735034BS	B	B	B	1700	525	351	1647	445	260	1597	375	1182	260	145	1/2	2	-	7	Sublimation nut	Green	Key	Key	
M1736540A	A	A	A	1700	677	413	1647	594	322	1582	508	1182	395	181	1/2	2	4	-	RAL 9011	Red	Key	Key	
M1736540AS	A	A	A	1700	677	413	1647	594	322	1582	508	1182	395	181	1/2	2	4	-	Sublimation nut	Green	Key	Key	
M1736540B	B	B	B	1700	677	413	1647	594	322	1582	508	1182	395	181	1/2	2	-	10	RAL 9011	Red	Key	Key	
M1736540BS	B	B	B	1700	677	413	1647	594	322	1582	508	1182	395	181	1/2	2	-	10	Sublimation nut	Green	Key	Key	



**SUBLIMATION AND RAL COLORS \***

**COLORS OF THE INNER CARPET \*\***

**WEAPON HOLDERS - COLOR**

**ADDITIONAL OPTIONS**

**HANDLE OPTIONS**

**LOCK OPTIONS**

**REMARKS:**

- \* back wall not sublimated
- \*\* the carpet is located on the back wall side walls and at the bottom

**REMARKS CONCERNING THE SAFE ANCHORING TO THE BACK WALL:**  
The whole back wall is lined with the carpet - in order to anchor the safe to the wall, the carpet has to be notched or debonded

! All information concerning weight, color and dimensions are noncommittal and subject to errors and changes. Minor deviations are conditional on the production process. Technical changes, modifications and printing errors reserved. Safes may be top-heavy during commissioning, please exercise appropriate caution in accordance with the installation guide. Pictograms are not technical description of the product.